



Perf-Board Tips


Andrew Tubesing

University of St Thomas




Perf-board Tips

Resist the urge




to wire on the bottom



Perf-board Tips



Wiring on bottom is ok for special purposes, such as buses



Per-board Tips

Route wires on top

whenever possible




- Use multiple colors
- All the same color is difficult to trace and troubleshoot

Per-board Tips

Treat wires like components:

- Strip the end
- Insert through neighboring hole
- Bend short wire tip over toward neighboring lead
- Snip it where it touches neighboring lead
- Solder the two pads and leads together



Perf-board Tips

Know when to get a PCB!

